



S65



S65

There is an undeniable presence about the S65. Her slender streamlined form somehow also exudes a predatory air. A lightweight deep-V hull delivers on this promise with breath-taking agility up to 38 knots. When at anchor, peacefulness descends onto her generously appointed deck areas, which include a spacious foredeck seating area, whilst her hydraulic bathing platform and 3.3m tender garage become the perfect base for watersports.

O porte do modelo S65 é indubitavelmente marcante. Suas formas esguias e otimizadas trazem à mente a imagem de um predador. Seu casco leve em V profundo cumpre o que promete, com impressionante agilidade em até 38 nós. Quando fundeado, oferece a tranquilidade de espaçosas áreas de convés, incluindo ampla área de estar no convés de vante, com uma plataforma hidráulica para natação e área de garagem de 3,3 m para escaler perfeitas para esportes aquáticos.

El S65 tiene una innegable presencia. Sus finas formas aerodinámicas también le dan un cierto aire depredador. Un ligero casco en V profunda cumple con esta promesa con una impresionante maniobrabilidad hasta los 38 nudos. Al estar fondeado, la tranquilidad desciende sobre sus zonas de cubierta generosamente equipadas, que incluyen una amplia zona de estar a proa, mientras que su plataforma de baño hidráulica y el garaje para una embarcación auxiliar de 3.3 metros son ideales para los deportes acuáticos.


S65的存在感毋庸置疑。她的流线型形体虽然纤细，却也散发出掠夺者的氛围。一个轻量级的深V船体，让此一承诺得以实现；她具有惊人的敏捷性，速度最快可达38节。大器的甲板区域包括一个宽敞的前甲板休息区，泊锚时会是一片平稳安顺，而她的液压洗澡平台和3.3米补给艇库则可以成为水上运动的理想基地。

Mann kann die von der S65 ausgehende Aura einfach nicht abstreiten. Ihre schlanke, schnittige Form strahlt zudem eine fast raubtierhafte Eleganz aus. Der leichte, tiefe V-Rumpf untermalt diesen Eindruck noch mit atemberaubender Wendigkeit bei bis zu 38 Knoten. Vor Anker liegend breitet sich eine friedvolle Stimmung in den großzügigen Decksbereichen aus, beispielsweise auf dem geräumigen Sitzbereich auf dem Vordeck. Unterdessen werden die hydraulische Badeplattform und die 3,30 m lange Beibootgarage zu einer perfekten Basis für Wassersport.









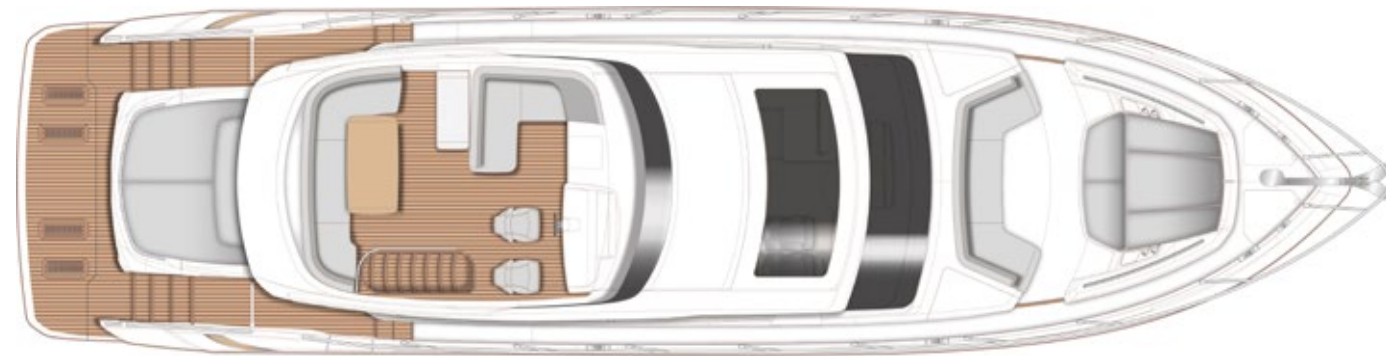
Captivating on the outside, she is distinctively cool inside. Her sociable galley aft arrangement, with opposing open-plan dining area, has sliding doors and a fully opening electric window leading out to the cockpit to create an al fresco bar. Below deck eight guests are accommodated across four cabins, three of which are en suite.

Cativante por fora, notavelmente serena por dentro. O arranjo social de sua cozinha à ré, em frente a uma área de refeições de plano aberto, apresenta portas deslizantes e uma janela com abertura totalmente automática levando ao cockpit, criando um bar a céu aberto. Abaixo do convés, oito hóspedes podem ser acomodados em quatro cabines, sendo três suítes.

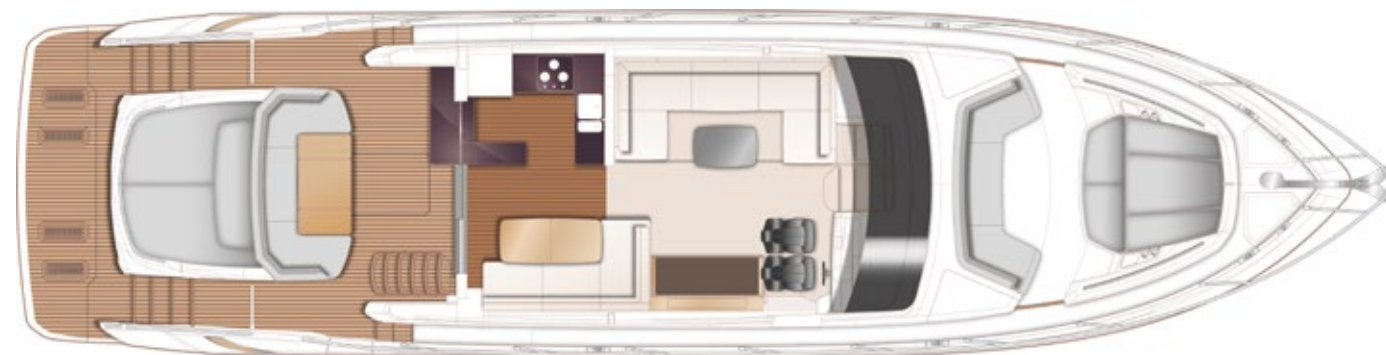
Cautivador en el exterior, es especialmente fresco en el interior. Su sociable cocina a popa del salón, con zona de comedor de planta abierta en frente, tiene puertas y una ventana eléctrica de apertura completa con salida a la bañera que crea una barra al aire libre. Bajo cubierta ocho huéspedes se alojan en cuatro cabinas, tres de ellas con baño en suite.

尽管她的外在迷人，内在却是酷的独特。她的船艉厨房格局适合交际，正对开放式用餐区，还有滑门和完全打开的电动窗，视线会被引向驾驶舱，进而创造出一种露天酒吧的氛围。甲板下方有四个客舱可容纳八位客人，其中三个客舱设有浴室。

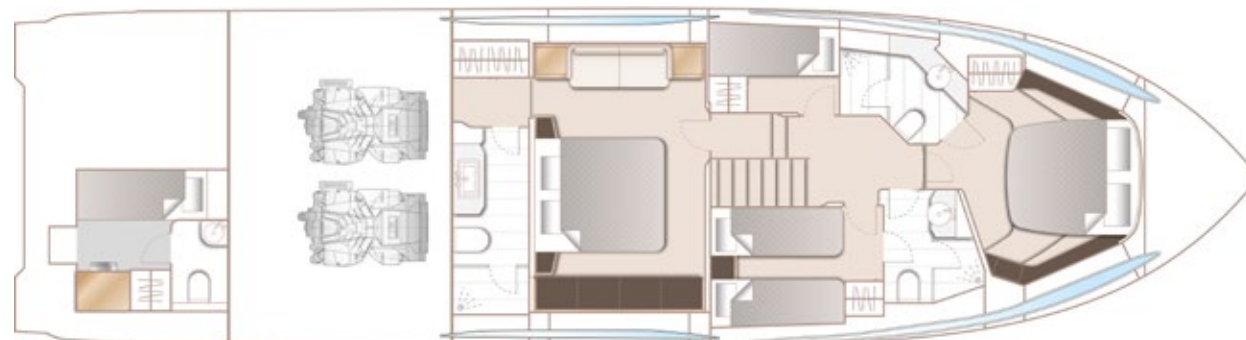
Ihr fesselndes Äußeres kontrastiert mit dem unverkennbar coolen Interieur. Die komfortabel eingerichtete Kombüse achtern mit angrenzendem, offenen Essbereich verfügt über Schiebetüren und ein komplett elektrisch zu öffnendes Fenster zum Cockpit hin, so dass man sogar in den Genuss einer Open-Air-Bar kommt. Unter Deck finden acht Gäste in vier Kabinen Platz, von denen drei mit eigenem Bad ausgestattet sind.



SPORTBRIDGE



MAIN DECK



LOWER DECK

## PRINCIPAL DIMENSIONS

Length overall (incl. pulpit)	66ft 10in (20.32m)
Length overall (excl. pulpit)	65ft 11in (20.03m)
Beam	16ft 9in (5.08m)
Draft	4ft 9in (1.47m)
Displacement approx.	34,276kg (75,566lbs)*
Fuel capacity	902 gal/1,083 US gal/4,100l
Water capacity (incl. calorifier)	192 gal/230 US gal/873l

## DECK FITTINGS

- Teak-laid transom platform, cockpit deck, sportbridge, sportbridge stairs and steps to side decks
- Reversible electric anchor winch with foredeck and helm position controls
- Self-stowing 40kg/88lbs Delta anchor with 40m of chain
- Storage lockers for rope, fenders and foredeck sunbed cushions
- Foredeck seating and sunbathing area
- Stainless steel cleats, fairleads and handrails
- LED deck level lighting
- Freshwater deck/anchor wash

## COCKPIT

- U-shaped seating with teak folding table
- Sunbed aft with garage with electro-hydraulic door and tender launch system with electric winch below (3.3m tender)
- Twin transom gates leading to bathing platform with electro-hydraulic raise/lower mechanism, foldaway swimming ladder and hot and cold shower
- Waterproof speakers linked to deck saloon sound system
- Lockable gas strut assisted hatch to engine room, lazarette and optional crew cabin
- Liferaft storage
- Cockpit cover

## SPORTBRIDGE

- Helm position with repeat navigation equipment including radar/chartplotter and engine instrumentation
- Twin adjustable helm seats
- U-shaped seating area with folding teak table
- L-shaped seating to port
- Wetbar with sink, electric barbecue and storage
- Radio/MP3 with waterproof speakers
- Top loading coolbox at helm position

## LOWER HELM POSITION

- Twin adjustable helm seats
- Helmsman's door to side deck and electric opening window to port
- Full engine instrumentation including fuel gauges, exhaust temperature, fuel contamination alarms and rudder position indicator
- Navigation system including colour radar, GPS and chartplotter (2 displays), VHF/RT, speed and distance log, echo sounder with alarm, autopilot and high speed magnetic compass

- Controls for bow thruster, windscreen wipers, bilge pump and trim tabs (with indicators)
- 24v and 240v control panel
- Red night lighting
- Toughened glass screen (clear for night vision)

## DECK SALOON

- Stainless steel framed sliding doors to aft cockpit with integrated opening window aft of galley
- U-shaped sofa with coffee table
- Entertainment centre incorporating 49" UHD LED TV on electric raise/lower mechanism and DVD/radio/MP3 system with surround sound system
- Sideboard unit with bottle and glass storage, refrigerator and icemaker
- L-shaped dining area with folding table
- Skylights with reflecto-glass and sliding blinds (option of powered opening roof)

## GALLEY

- 4-zone ceramic hob
- Combination microwave/convection oven with grill
- Twin stainless steel sinks with mixer tap
- Full height refrigerator/freezer
- Dishwasher
- Storage lockers, cupboards and drawers

## ACCOMMODATION

- All cabins feature opening portholes
- All cabins feature 220/240v power points
- All mattresses pocket sprung (excluding optional crew)
- All bathrooms feature full shower stalls, electric freshwater toilets, extractor fan and 240v shaver points

## OWNER'S STATEROOM

- Large double bed with drawers below
- Wardrobes with hanging and drawer storage
- Dressing table
- Sofa
- 40" UHD LED TV, DVD, radio/MP3
- En suite bathroom

## FORWARD GUEST CABIN

- Large double bed with drawers below
- Wardrobe with shelves
- Dressing table
- Deck hatch
- Storage lockers
- En suite bathroom

## ENGINES

Twin MAN V12-1400 (2 x 1,400mhp)	Speed range: 36-38 knots†
----------------------------------	---------------------------

## STARBOARD GUEST CABIN

- Two single beds with drawers below (with the option of powered conversion to double)
- Wardrobe with shelves
- Storage lockers
- En suite bathroom with day access

## PORT GUEST CABIN

- Two single berths with drawers below
- Wardrobe with shelves
- Storage lockers

## LOWER ACCOMMODATION LOBBY

- Combination washer/dryer and storage area is fitted in the lobby area with the option of fitting separate washing machine and tumble dryer

## CREW CABIN (OPTIONAL)

- Single bed with storage below
- Wardrobe with shelf
- Bathroom with shower, electric freshwater toilet and washbasin

## INTERIOR FINISH

- Furniture in Rovere Oak with satin or high gloss finish. Walnut or Alba Oak available as an option
- Solid surface worktops and tiled floors in all guest bathrooms
- Solid surface worktops in galley
- Choice of high quality carpet and upholstery fabric from extensive range
- Curtains, blinds or sunscreens to all windows and portholes
- Timber-laid galley and dining area floors
- Optional crew cabin fitted with non slip safety flooring

## POWER AND DRIVE SYSTEMS

- 5-bladed propellers in nickel aluminium bronze
- Bow thruster (170kgf/375lbf)
- Power-assisted electro-hydraulic steering system with hydraulic back-up
- Electronic engine and gear shift controls
- Dripless shaft seals
- Engine room extractor fan with electronic time delay

## ELECTRICAL SYSTEMS

- 24 Volt:
- 4 x heavy duty batteries for engine starting
- 4 x heavy duty auxiliary batteries
- 80 amp battery charger charges both banks of batteries via an automatic switch charging system

- Remote battery master switches with control switch at main panel
- LED lighting throughout

## 220/240 Volt:

- 13.5kW diesel generator with own starting battery and specially silenced exhaust
- 63-amp shore support inlet
- Earth leakage safety trip, polarity check system, circuit breakers on all circuits
- Power points in all areas

## FUEL SYSTEM

- Twin fuel tanks (in NS8 marine grade alloy) with interconnection system giving 902 gal/1,083 US gal/4,100l capacity
- Fuel fillers on port and starboard side decks
- High capacity duplex fuel filters/water traps with audible and visible fuel contamination warning system
- Remote fuel cocks in cockpit locker

## WATER SYSTEM

- 176 gal/211 US gal/800l plus 16 gal/19 US gal/73l hot water calorifier and heated by engines and 240v immersion heater
- Water level gauge
- Deck filler
- Electric freshwater WC system with 60 gal/72 US gal/272l holding tank

## FIRE EXTINGUISHERS

- Automatic/manual override fire extinguishers in engine room with warning system at both helm positions
- Hand-operated fire extinguishers in all cabins, galley, utility area and lower helm (6)

## BILGE PUMPS

- Automatic electric bilge pumps (6)
- High-capacity manual bilge pump with valve system and suction points in same areas

## OTHER ITEMS SUPPLIED AS STANDARD

- Set of cutlery, crockery and glasses (8)
- Ensign staff
- Fenders (6) and wraps (4)
- First aid kit
- Set of manuals
- Quilted bedspreads supplied to all cabins (except optional crew)









[www.boatingfreedom.com](http://www.boatingfreedom.com) | [freedom@boatingfreedom.com](mailto:freedom@boatingfreedom.com)  
Vancouver 604.609.0985 | Sidney 250.940.9060 | 中文或粤语 604.235.1000